





# MODELSEARCH

for Creo Parametric and Creo Elements/Direct  
for Model Manager and Windchill

## GEOMETRIC SIMILARITY SEARCH IN PERFECTION

### ModelSearch allows you to:

-  find similar parts in PTC PLM environments and Creo
-  compare parts for similarity, even live when designing
-  analyze assembly structure
-  detect duplicates at runtime

### GREAT BENEFITS AND ROIS

ModelSearch enables great benefits to all departments involved in a Product Lifecycle and a quick ROI as our Customer Success Stories show.

More on [www.techsoft.at](http://www.techsoft.at)

„The great benefits of ModelSearch are not only evident in the design department“  
Nigel Kriel,  
Managing Director at Multotec

[ad:min] FS-DATA

[www.techsoft.at](http://www.techsoft.at)

